

Jain's®

Since - 1998

Interior Decorative Panels

LOUVER • FLUTED
CEILING &
WALL PANELS



The Sustainable Choice for Interior Design

HOLLOW WPC PANEL LOUVER 3 GROUVE

SPECIFICATION - WIDTH - 150MM, THICKNESS - 20MM, LENGTH - 9.5 FEET




OAK WOOD (DT)

L- 2301




BLACK MARBLE (DT)

L- 2302



METALLIC ROSE GOLD (DT)

L- 2303



METALLIC GOLD (DT)

L- 2304



TEAK WOOD

L- 2305




IVORY WOOD

L- 2306



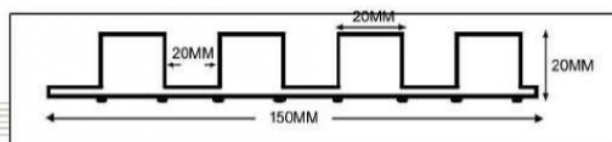
PINE WOOD

L- 2307



GREY MESH

L- 2308



HOLLOW WPC PANEL LOUVER 7 GROUVE

SPECIFICATION - WIDTH - 165MM, THICKNESS - 17MM, LENGTH - 9.5 FEET



PINE WOOD (M) L - 1701



PINE WOOD (L) L - 1702



PINE WOOD (D) L - 1703




TEAK WOOD 1 L - 1704



TEAK WOOD 2 L - 1705



TEAK WOOD 3 L - 1706



MARBLE GREY L - 1707



CHARCOAL GREY L - 1708



TATA GREY L - 1709



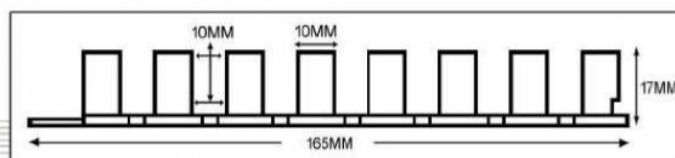
OLIVE GREEN L - 1710



METALLIC GOLD (DT) L - 1711



METALLIC ROSE GOLD (DT) L - 1712



HOLLOW WPC PANEL LOUVER HALF ROUND 9 GROUVE
SPECIFICATION - WIDTH - 150MM, THICKNESS - 12MM, LENGTH - 9.5 FEET



MIST GREY

HRL- 1201



PINE WOOD (L)

HRL- 1202




PINE WOOD (D)

HRL- 1203



TEAK WOOD

HRL- 1204



WHITE MATT

HRL- 1205



IVORY MARBLE

HRL- 1206



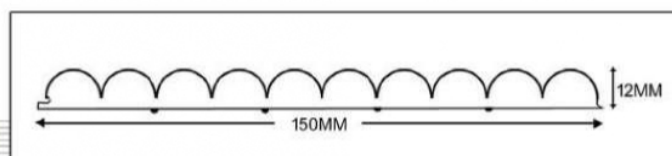
MATT GREY

HRL- 1207




OLIVE GREEN

HRL- 1208



HOLLOW WPC PANEL LOUVER 'U' TYPE 10 GROUVE
SPECIFICATION - WIDTH - 150MM, THICKNESS - 15MM, LENGTH - 9.5 FEET



WHITE MARBLE

L - 1501



IVORY MARBLE

L - 1502



BLACK MARBLE

L - 1503




PINE WOOD

L - 1504



WALNUT

L - 1505



IVORY MATT

L - 1506



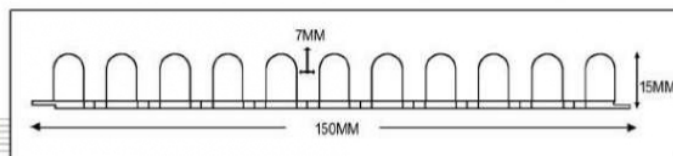
OLIVE GREEN

L - 1507



TEXTURE BLUE

L - 1508



SOLID WPC PANEL LOUVER 14 GROUVE

SPECIFICATION - WIDTH - 160MM, THICKNESS - 10MM, LENGTH - 9.5 FEET



PINE WOOD

SL - 1001



BEACH WOOD

SL - 1002




COFFEE WOOD

SL - 1003



MARBLE GREY

SL - 1004



MARBLE WHITE

SL - 1005



TEAK WOOD

SL - 1006



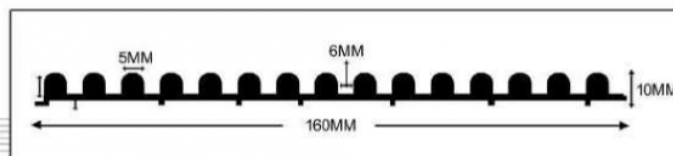
METALLIC GOLD

SL - 1007



METALLIC ROSE GOLD


SL - 1008




HOLLOW HEAVY DUTY GOLD LINE 7 GROUVE FLUTED WALL PANELS
SPECIFICATION - WIDTH - 160MM, THICKNESS - 10MM, LENGTH - 9.5 FEET




FWP - 17001




FWP - 17002



FWP - 17003



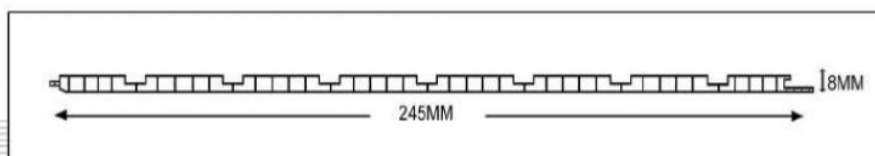
FWP - 17004



FWP - 17005



FWP - 17006




PVC HEAVY LOUVER PANELS 9 GROUVE

SPECIFICATION - WIDTH - 300MM, THICKNESS - 10MM, LENGTH - 10 FEET



Teak Wood 1 15001



Silver Wood 15002




Pine Wood 15004



Teak Wood 2 15005



Teak Wood 3 15006



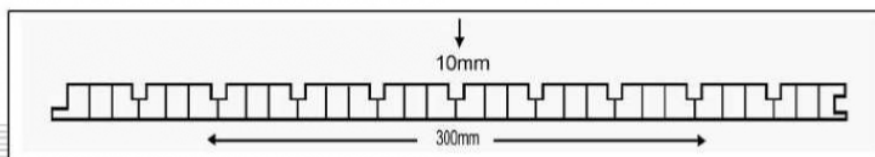
White Wood 15007



White Matt 15008



Coffee Wood 15009




PVC HEAVY LOUVER PANELS 8 GROUVE

SPECIFICATION - WIDTH - 300MM, THICKNESS - 10MM, LENGTH - 10 FEET



Teak wood

16001



White Marble

16002



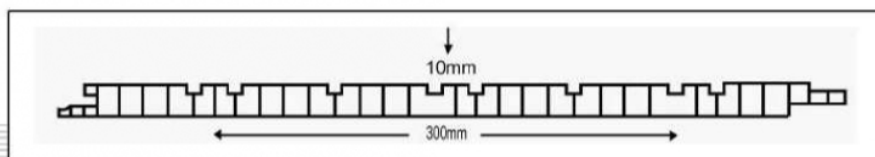
Coffee Wood

16003



Pine Wood

16004



WPC CEILING & WALL PANELS 2 GROUVE

SPECIFICATION - WIDTH - 192MM, THICKNESS - 14MM, LENGTH - 9.5 FEET



PINE WOOD

1402



GREY WOOD

1403



DEEP COPPER

1404



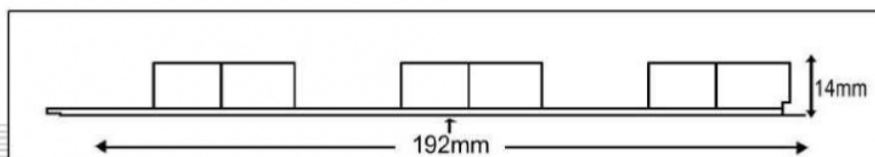
RICH WHITE

1405



WALL NUT

1406



HOLLOW HEAVY DUTY WALL PANEL

SPECIFICATION - WIDTH - 245MM, THICKNESS - 6MM, LENGTH - 10 FEET



HDP - 601



HDP - 602



HDP - 603



HDP - 604



HDP - 605



HDP - 606



HDP - 607



HDP - 608



HDP - 609



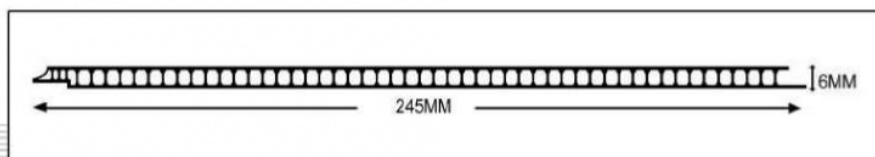
HDP - 610



HDP - 611



HDP - 612



HOLLOW HEAVY DUTY WALL PANEL

SPECIFICATION - WIDTH - 245MM, THICKNESS - 6MM, LENGTH - 10 FEET



HDP - 613



HDP - 614



HDP - 615



HDP - 616



HDP - 617



HDP - 618



HDP - 619



HDP - 620



HDP - 621



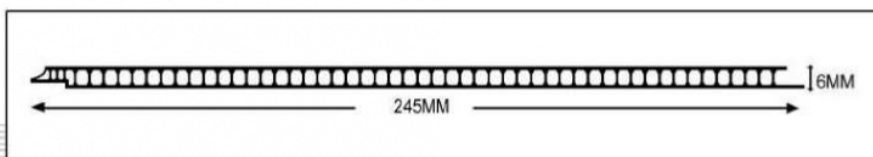
HDP - 622



HDP - 623




HDP - 624




PVC CEILING & WALL PANEL

SPECIFICATION - WIDTH - 250MM, THICKNESS - 7MM, LENGTH - 12FEET




RING

JP - 001



GREY LINE

HS - 802



BLUE LINE

HS - 803



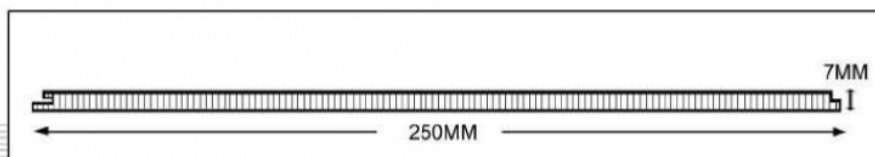
COLOR GEM

HS - 808



SILVER STRIP

JP - 004



PVC CEILING & WALL PANEL

SPECIFICATION - WIDTH - 250MM, THICKNESS - 8MM, LENGTH - 12FEET



ROSE WOOD



ANTIC GOLD

VL - 013



FOREST WOOD

VL - 017



KALPATARU

VL - 018



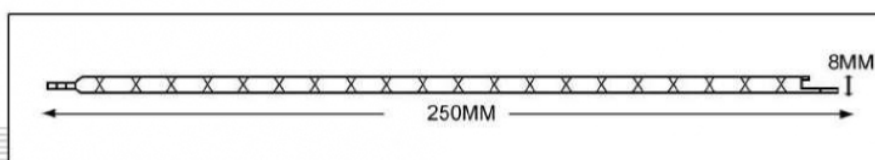
PEACH WOOD

VL - 015




BAMBOO TEAK

JP - 1005



PVC CEILING & WALL PANEL

SPECIFICATION - WIDTH - 300MM, THICKNESS - 9MM, LENGTH - 12FEET




SILVER LINE EE - 901



BROWN WOOD EE - 909



WHITE WOOD EE - 914




WHITE LAM (GROOVE) EE - 904



COFFEE WOOD EE - 910



OAK WOOD EE - 915



WHITE MATT (PLAIN) EE - 905



PINE WOOD EE - 911



CHERRY WOOD EE - 916



TKT EE - 907



BURMA WOOD EE - 912



RUBBER WOOD EE - 917



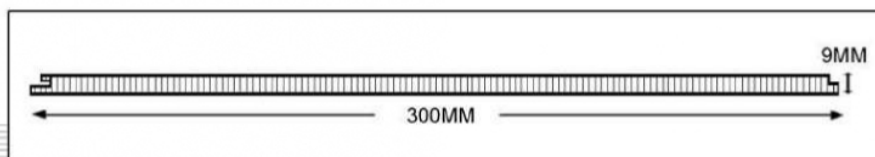
TEXTURE WHITE (PLAIN) EE - 908



CHOCO WOOD EE - 913



ALPINE WOOD EE - 918






Innovative Ideas, Stylish Designs


Jain's[®]

GLASS MOSAIC TILES (SELF ADHESIVE)

SPECIFICATION - 12INCH X 12INCH, THICKNESS - 4MM



CH - 06



CH - 18

Advantages of *Jain's* GLASS MOSAIC TILES

- ⊗ No Need For Paint Ever
- ↻ Relocatable / Reusable
- ⊗ Excellent Heat Insulation
- ☑ Water Proof
- ⊗ Termite Proof
- ⊗ No Maintenance
- 🔥 Fire Retardant
- ☑ Light Weight
- ♻️ Recyclable
- 👉 Cost Effective & Long Lasting
- 🧽 Easy to Clean
- 🔧 Easy to Install




Innovative Ideas, Stylish Designs


Jain's[®]

GLASS MOSAIC TILES (SELF ADHESIVE)

SPECIFICATION - 12INCH X 12INCH, THICKNESS - 4MM



CH - 19



CH - 21

Advantages of *Jain's* GLASS MOSAIC TILES

- ⊗ No Need For Paint Ever
- ↻ Relocatable / Reusable
- ⊗ Excellent Heat Insulatin
- ☑ Water Proof
- ⊗ Termite Proof
- ⊗ No Maintenance
- 🔥 Fire Retardant
- ☑ Light Weight
- ♻️ Recyclable
- 👉 Cost Effective & Long Lasting
- 🧽 Easy to Clean
- 🔧 Easy to Install



Innovative Ideas, Stylish Designs


Jain's[®]

3D WALL TILES

SPECIFICATION - 20INCH X 20INCH, THICKNESS - 9.5/18MM



T - 02 (9.5MM)



T - 04 (9.5MM)

Advantages of Jain's 3D WALL TILES

- ⊗ No Need For Paint Ever
- ↻ Relocatable / Reusable
- ⊗ Excellent Heat Insulation
- ☑ Water Proof
- ⊗ Termite Proof
- ⊗ No Maintenance
- ⊗ Fire Retardant
- ☑ Light Weight
- ♻ Recyclable
- ☑ Cost Effective & Long Lasting
- ☑ Easy to Clean
- ☑ Easy to Install




Innovative Ideas, Stylish Designs

Jain's[®]

3D WALL TILES

SPECIFICATION - 20INCH X 20INCH, THICKNESS - 9.5/18MM



T - 015 (18MM)



BT - 21 (18MM)

Advantages of *Jain's* 3D WALL TILES

- ⊗ No Need For Paint Ever
- ↻ Relocatable / Reusable
- ⊗ Excellent Heat Insulation
- ☑ Water Proof
- ⊗ Termite Proof
- ⊗ No Maintenance
- ⊗ Fire Retardant
- ☑ Light Weight
- ♻ Recyclable
- ☑ Cost Effective & Long Lasting
- ☑ Easy to Clean
- ☑ Easy to Install



3D UV MARBLE SHEET

SPECIFICATION - WIDTH - 4 FEET, THICKNESS - 2.5MM, LENGTH - 8 FEET



JUV - 01



JUV - 02



JUV - 03



JUV - 04

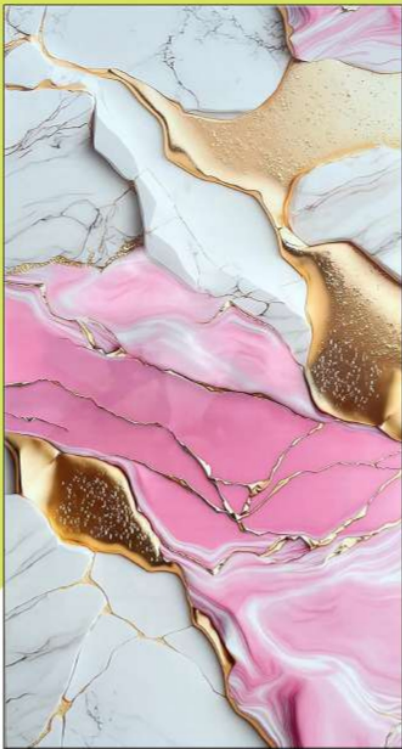


3D UV MARBLE SHEET


SPECIFICATION - WIDTH - 4 FEET, THICKNESS - 2.5MM, LENGTH - 8 FEET



JUV - 05



JUV - 06



JUV - 07



JUV - 08



3D UV MARBLE SHEET

SPECIFICATION - WIDTH - 4 FEET, THICKNESS - 2.5MM, LENGTH - 8 FEET



JUV - 09



JUV - 10



JUV - 11



JUV - 12


Jain's®


Since - 1998


Interior Decorative Panels

**LOUVER • FLUTED
CEILING &
WALL PANELS**










Contact us:

 Jain's Profile

 www.jainprofile.com

 office@jainprofile.com

Advantages of Jain's PVC LOUVER PANELS

-  No Need For Paint Ever
-  Relocatable / Reusable
-  Excellent Heat Insulation
-  Water Proof
-  Termite Proof
-  No Maintenance
-  Fire Retardant
-  Light Weight
-  Recyclable
-  Cost Effective & Long Lasting
-  Easy to Clean
-  Easy to Install